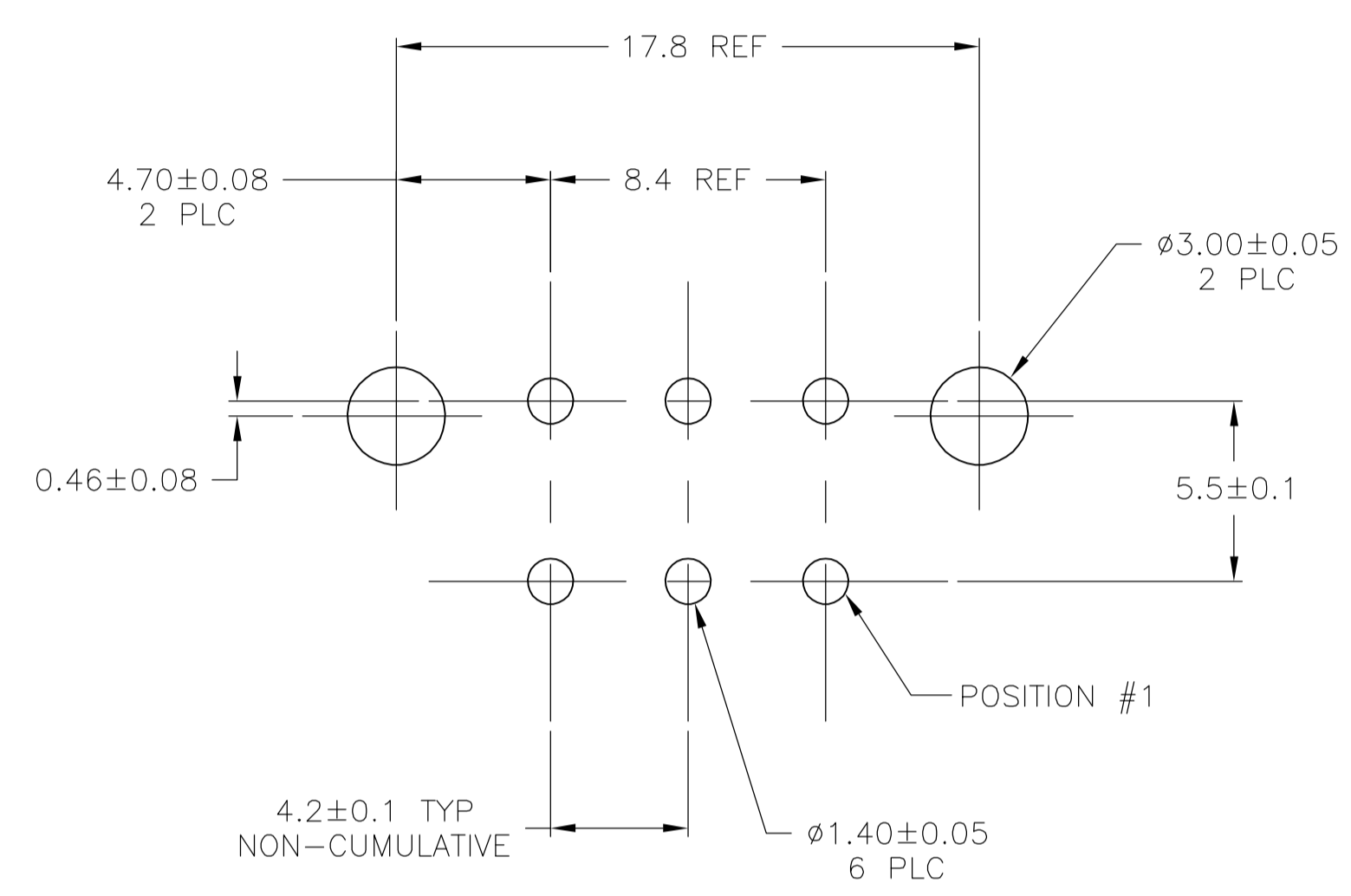
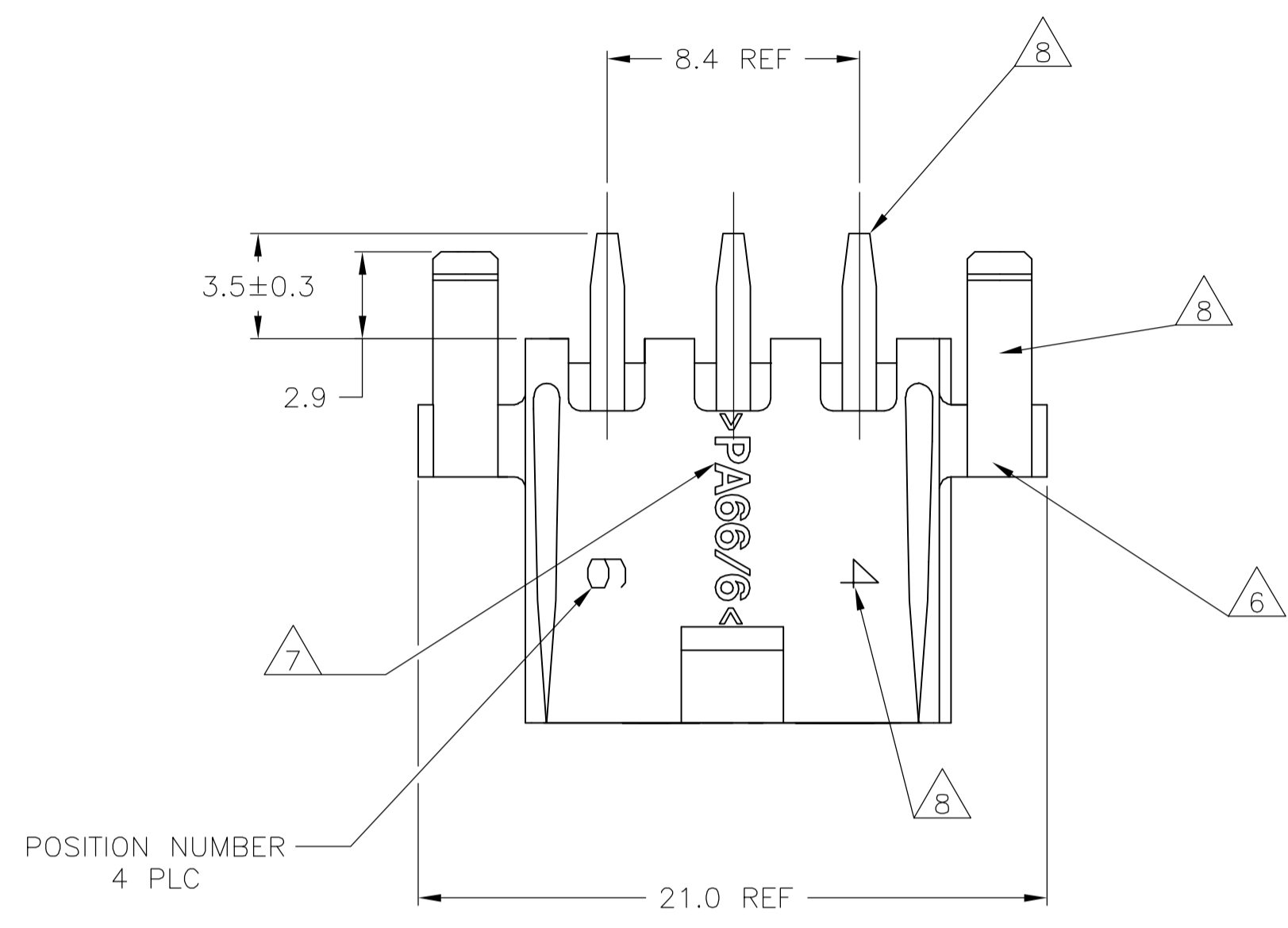
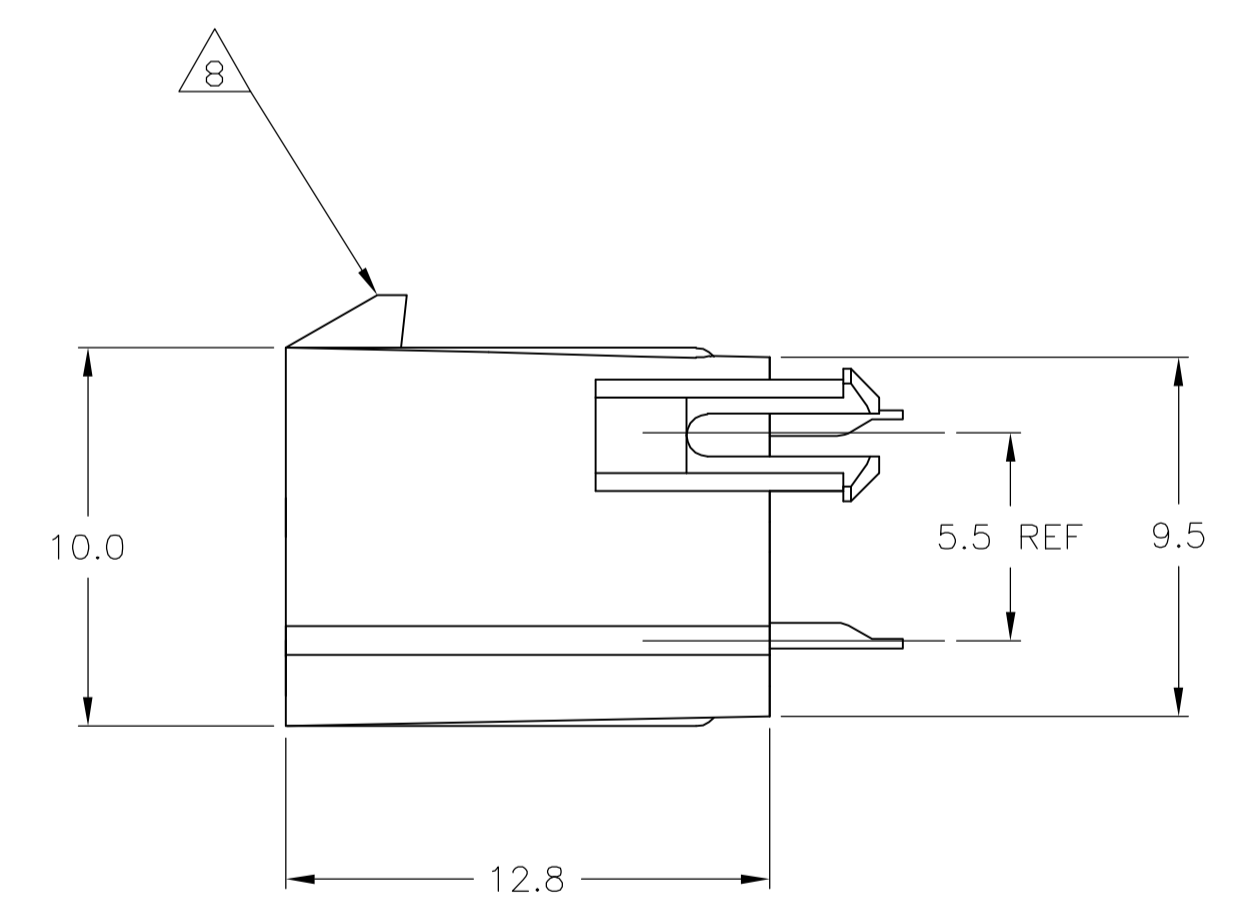
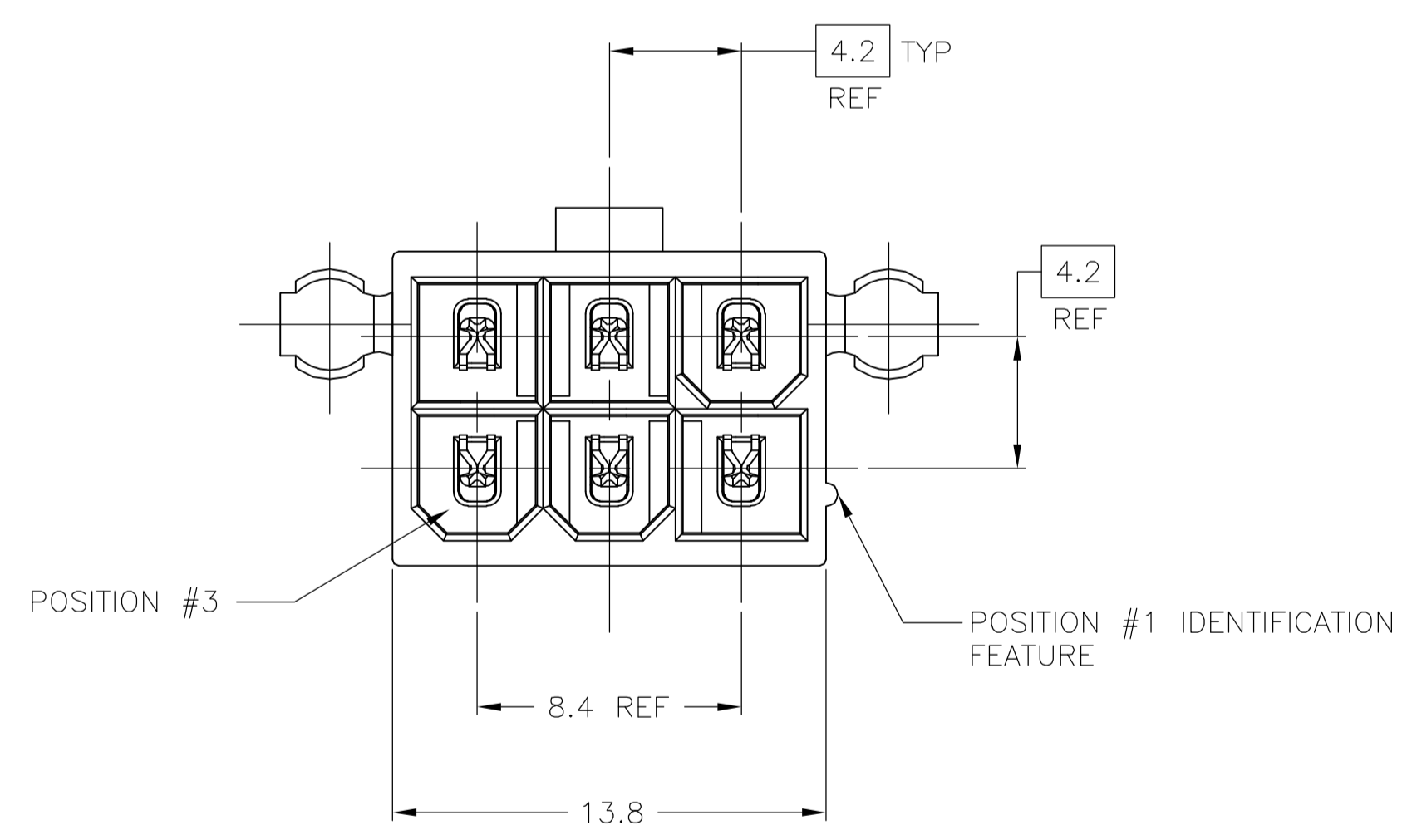


LOC		DIST		REVISIONS			
CM	0	REV	DESCRIPTION	DATE	BY	APP'D	
E			ECO-06-013135	14JUN06	BSV	DC	

- 1 MATERIAL:  
HOUSING: NYLON, UL94V-0 (COLOR - NATURAL, COLOR OF PARTS MAY VARY).  
CONTACTS: 0.25 THK COPPER ALLOY.
- 2 CONTACT FINISH: 0.003 MIN THK TIN-LEAD OVER 0.00127 MIN THK NICKEL OVER ENTIRE CONTACT.
- 3 CONTACT FINISH: 0.00076 MIN THK GOLD PLATE ON PIN MATING SURFACE, 0.003 MIN THK TIN-LEAD PLATE ON SOLDER TAIL, ALL OVER 0.00127 MIN THK NICKEL BASE PLATE.
- 4 SOLDER TAIL MEETS AMP SOLDERABILITY SPECIFICATION 109-11-2.
- 5 MATES WITH SIMILARLY PLATED AMP-DUAC™ POWER CONNECTOR RECEPTACLE HOUSINGS/SOCKET CONTACTS.
- 6 RIBS ON FOUR CORNERS OPTIONAL .
- 7 AMP LOGO AND MATERIAL ID MAY BE LOCATED ON EITHER LONG SIDE OF PART.
- 8 SIZE, SHAPE OR STYLE OF THIS FEATURE MAY VARY.
- 9 CONTACT FINISH: 0.003 MIN THK TIN OVER 0.00127 MIN THK NICKEL OVER ENTIRE CONTACT.
- 10 CONTACT FINISH: 0.00076 MIN THK GOLD PLATE ON PIN MATING SURFACE, 0.003 MIN THK TIN PLATE ON SOLDER TAIL, ALL OVER 0.00127 MIN THK NICKEL BASE PLATE.



RECOMMENDED MOUNTING HOLE PATTERN FOR 1.78 MAX THICK P.C. BOARD COMPONENT SIDE SHOWN



	1	10	1	1	1-794467-2
	1	9	1	1	1-794467-1
SUPERCEDED BY 1-794467-2	1	3	1	1	794467-2
SUPERCEDED BY 1-794467-1	1	2	1	1	794467-1
	MATERIAL	FINISH	MATERIAL	COLOR	PART NO.

CONTACT		HOUSING	
THIS DRAWING IS A CONTROLLED DOCUMENT.		DIN R VESTAL	DBJUN98
DIMENSIONS: mm		CHK R SWING	DBJUN98
TOLERANCES UNLESS OTHERWISE SPECIFIED:		APVD C CASH	DBJUN98
0 PLC ± -	1 PLC ± 0.2	PRODUCT SPEC	108-1699
2 PLC ± 0.13	3 PLC ± -	APPLICATION SPEC	
4 PLC ± -	ANGLES ± 0.30°	SIZE	A1
MATERIAL SEE TABLE	FINISH SEE TABLE	WEIGHT	00779
		CUSTOMER DRAWING	SCALE 5:1

**tyco Electronics**  
 Tyco Electronics Corporation  
 Harrisburg, Pa 17105-3608

ASSEMBLY, HEADER, VERTICAL,  
 6 POSITION, W/PEGS, W/DRAIN HOLES,  
 94V-0, AMP-DUAC

SIZE: A1  
 DRAWING NO: 00779  
 PART NO: 794467

SHEET 1 OF 1 REV E